



2016

2017 04

)

(

		2016	12	31
	445,160,000	400,000	444,760,000	
	10	1.60	0	

1

A

2

.....

.....

..... **15**

.....

.....

..... **57**

..... **57**

..... **58**

..... **66**

..... **74**

..... **75**

..... **167**

			002726
	Shandong Longda Meat Foodstuff Co.,Ltd		
	LONGDA		
	265200		
	99		
	265200		
	www.longdameat.com		
	ldrszqb@163.com		

	99	99
	0535-7717760	0535-7717760
	0535-7717337	0535-7717337
	ldrszqb@163.com	lijy@longdameat.cn

	www.cninfo.com.cn
	99

	1,766,039,324.79	1,546,619,811.38	14.19%	1,463,511,193.29
--	------------------	------------------	--------	------------------

1

2

	1,200,883,088.48	1,344,289,168.40	1,344,859,979.68	1,560,013,591.62
	55,255,584.74	77,600,002.40	72,944,452.39	26,954,330.62
	50,366,418.93	73,045,051.07	64,768,077.39	17,896,128.58
	151,722,763.88	-39,596,924.33	106,087,631.65	72,789,523.71

	2016	2015	2014	
	6,222,692.25	4,273,787.99	315,639.61	
	10,456,692.70	8,287,553.44	7,560,673.19	
	8,549,304.13	5,278,575.34	1,092,594.52	
	5,604,993.25	-192,741.97	2,064,954.44	
	3,581,601.03	1,621,685.18	772,405.54	

	573,387.12	557,915.94	347,471.56	
	26,678,694.18	15,467,573.68	9,913,984.66	--

1

1

1

23,275.44
1
100.94%

545,004.58
27.62%

2016
5.44
19,553.66
32.40%

3
2016
14.16%


2016

()
1
2016 4 18
2016-2020

!
!

!

3
2016 1-2 18 / 5 21.17
/ 6 10 11
2016
4
2016 1 11 150.70 121% 2015
159.5 150
2.89% 2000 2016
5
2016
555 2000



2

3

2

1

2

HACCP ISO9001

2

SEW

3

SPP

AIAO

4

5

	612,844,759.59	11.25%	623,265,983.91	14.59%	-1.67%
	3,931,381,486.32	72.13%	2,969,233,815.41	69.53%	32.40%
	477,860,771.40	8.77%	418,591,913.72	9.80%	14.16%
	108,655,521.45	1.99%	157,936,487.05	3.70%	-31.20%
	9,005,757.69	0.17%	7,257,652.84	0.17%	24.09%
	310,297,531.73	5.69%	94,204,043.27	2.21%	229.39%
	2,672,224,325.06	49.02%	2,638,135,325.31	61.78%	1.29%
	1,432,025,959.32	26.28%	866,924,534.12	20.30%	65.18%
	603,798,075.56	11.08%	306,228,984.75	7.17%	97.17%
	293,664,624.82	5.39%	201,848,522.82	4.73%	45.49%
	112,910,458.40	2.07%	108,580,029.06	2.54%	3.99%
	67,518,591.40	1.24%	39,986,730.34	0.94%	68.85%
	110,586,160.06	2.03%	66,552,721.55	1.56%	66.16%
	157,317,633.56	2.89%	42,233,048.25	0.98%	272.50%

2

10%

3

			2016	2015	
			268,339.02	252,837.2	6.13%
			264,642.8	250,515.26	5.64%
			10,113.45	13,842.35	-26.94%

30%

4

5

		2016		2015		
		4,261,334,850.24	85.78%	3,409,968,236.54	86.78%	24.97%
		361,394,654.57	7.28%	313,516,290.71	7.98%	15.27%
		69,244,649.36	1.39%	128,207,729.78	3.26%	-45.99%
		271,013,431.54	5.46%	72,064,623.82	1.84%	276.07%
		4,962,987,585.71	99.91%	3,923,756,880.85	99.86%	26.49%

		2016		2015		
		500,113,426.18	14.05%	552,163,182.11	14.05%	-9.43%
		3,761,221,424.06	72.73%	2,857,805,054.43	72.73%	31.61%
		361,394,654.57	7.98%	313,516,290.71	7.98%	15.27%
		69,244,649.36	3.26%	128,207,729.78	3.26%	-45.99%
		5,002,150.09	0.13%	5,092,767.54	0.13%	-1.78%
		266,011,281.45	1.71%	66,971,856.28	1.71%	297.20%
		4,962,987,585.71	99.86%	3,923,756,880.85	99.86%	26.49%

6

2

1,500

2015 12 25

2,000

2016 3 23

7

8

	566,809,766.73
	10.40%
	0.00%

5

1	A	159,619,163.32	2.93%
2	B	136,358,149.88	2.50%
3	C	108,585,178.44	1.99%
4	D	86,776,391.94	1.59%
5	E	75,470,883.15	1.39%
	--	566,809,766.73	10.40%

	632,092,314.33
	13.22%
	0.00%

5

1	A	413,818,360.56	8.66%
2	B	62,415,216.05	1.31%
3	C	58,647,867.54	1.23%
4	D	51,774,175.54	1.08%
5	E	45,436,694.64	0.94%
	--	632,092,314.33	13.22%

3

	2016	2015		
	131,875,579.89	123,592,885.26	6.70%	
	122,792,092.08	110,238,078.66	11.39%	
	-4,228,793.71	-3,523,265.41	-20.02%	
	13,715,577.72	194,465.82	6,952.95%	

4

PK

FAPAS

CNAS

4

2016

22

1003

CNOS

	2016	2015
--	------	------

	0.08%	0.13%	-0.05%
	0.00	0.00	
	0.00%	0.00%	0.00%

5

	2016	2015	
	6,193,660,734.03	4,814,875,329.73	28.64%
	5,902,657,739.12	4,556,241,672.57	29.55%
	291,002,994.91	258,633,657.16	12.52%
	1,261,799,316.40	447,976,681.24	181.67%
	1,123,190,846.46	667,128,310.24	68.36%
	138,608,469.94	-219,151,629.00	163.25%
	95,520,800.00	78,037,219.16	22.40%
	71,714,731.27	80,305,094.76	-10.70%
	23,806,068.73	-2,267,875.60	1,149.71%
	453,999,471.52	37,424,493.75	1,113.11%

357,760,098.94 163.25%

26,073,944.33 1149.71%

1

	2016		2015			
	820,188,751.81	35.67%	364,189,280.29	18.86%	16.81%	
	216,487,082.55	9.42%	188,874,421.03	9.78%	-0.36%	
	459,335,490.62	19.98%	439,788,908.15	22.78%	-2.80%	
	506,052,214.88	22.01%	447,600,682.62	23.18%	-1.17%	
	8,047,704.83	0.35%	18,415,742.95	0.95%	-0.60%	
	47,000,000.00	2.04%	35,000,000.00	1.81%	0.23%	

2

3

12,000,000.00

2017 5 24

4

5

1

2014		49,793.65	1,881.69	33,020.68	10,727.45	10,727.45	21.54%	16,772.97		6,034.4
	--	49,793.65	1,881.69	33,020.68	10,727.45	10,727.45	21.54%	16,772.97	--	6,034.4

[2014]575

A 5,459.00

9.79 /

534,436,100.00

36,499,624.50

497,936,475.50

[2014]00070017

2014 7 18

2014 7 18

378020100100056995

0.12
17,790.82

2

	()		(1)		(2)	(3) (2)/(1)				
1	31 2.85	43,759.25	55,624.33	1,881.69	33,020.68	59.36%		11,098.24		
2	6000	6,034.4	6,034.4							
	--	49,793.65	61,658.73	1,881.69	33,020.68	--	--	11,098.24	--	--
	--	49,793.65	61,658.73	1,881.69	33,020.68	--	--	11,098.24	--	--
	2016 12			31						
				"6,000				"		

	2014 6 30 28,289.18
	28,289.18
	[2014] 00070651

1

2

10%

			150000000	970,330,981. 94	871,500,770. 62	543,868,384. 38	183,258,079. 58	195,536,578. 80

1

31

GP

PS

GGP

2

3

6,000

4

5

1

2

3

4

6

1

A

2

3

4

5

3

6

	2014	2015	2016
	17.55%	16.68%	22.29%


7

8

1


2016 04 25			2016 4 26 www.cninfo.com.cn 2016-01
2016 05 11			

2016	71,161,600.00	232,754,370.15	30.57%	0.00	0.00%
2015	34,918,399.99	115,833,796.32	30.15%	0.00	0.00%
2014	32,736,000.00	102,361,765.72	31.98%	0.00	0.00%



			<p style="text-align: center;">3</p> <p style="text-align: center;">A</p> <p style="text-align: center;">B</p> <p style="text-align: right;">C</p> <p style="text-align: right;">20%</p> <p style="text-align: left;">50%</p> <p style="text-align: center;">D</p> <p style="text-align: center;">5</p> <p style="text-align: left;">E</p> <p style="text-align: center;">4</p> <p style="text-align: center;">3</p> <p style="text-align: center;">10</p> <p style="text-align: center;">4</p>			
--	--	--	---	--	--	--

			1			
		36				2014
		2				2014 6 26
						02
						17
		10% 3		6		2017
		20				6 25
		6				
					6	
		IPO		1		
			20			
		=				
		÷				
			2		1	
		2				2014
						2014 6 26
	IPO			3		02
						17
				20%		2017
						6 25
		50%				
				4		



5

4

3

10



3

			10			
			15			
			/	=	2014 02 17	
			:			
	;				2014 02 17	
	;					

	;			2014 02 17	
	;		/	2014 02 17	
			1	2014 02 17	
		36	2	2014 02 17	2014 6 26 2017 6 25
			80% 25%		
			1	2014 02 17	2014 6 26 2017 6 25
		36	2		

			25%			
	;		1 36 2 10% 3 20 6 6	2014 02 17	2014 6 26 2017 6 25	
	;		/	2014 02 17		
	;		:1 2 " " "	2014 02 17		

		3	"			
		10				
	;		:			
	;				2014	
	;				02	
	;				17	
	;					
	;					
	;		1			
	;		/			
	;			25%		
	;		6	12		
	;				2014	
	;			50% 2	02	
	;				17	
	;					
	;					
	;		6		3	
	;				20	
	;				6	
	;					
	;		6	4		

			4			
				5		
	;				2014 02 17	
	;			5		
	;		1			
	;		25%			
	;	6	12		2014 02 17	
			50% 2			
				3		

			5			

2

2

1,500

2015 12 25

2,000

41

2016 3 23

	60
7	

2016

1 2016 3 30 < 2016
2016 > < 2016
> 62
5.86 868 A
2 2016 5 12 2016 2016

1 2016 5 30 2016
2016 5
30 5.86 62 868 <http://www.cninfo.com.cn> 2016
5 31 2016-052
2 2016 6 22 2016 (2016-056)
2016

3 31 <http://www.cninfo.com.cn>
2016 6 24

2016 10 26

2016 400,000
A

4

5

> 2016

2015

<

2016

2016

	2016 03 22	www.cninfo.com.cn 2016-022
	2016 06 28	www.cninfo.com.cn 2016-058
2016	2016 03 22	www.cninfo.com.cn 2016-021
2015	2016 04 22	www.cninfo.com.cn 2016-037
2016	2016 06 28	www.cninfo.com.cn 2016-059

1

1

2

3

2

1

	2015 05 26	6,500	2015 06 24	5,500		2017.3.18-20 19.3.17		
	2015 05 26	1,000	2016 04 26	1,000		2017.5.26-20 19.5.25		
	2015 05 26	2,000	2016 11 24	1,800		2016.11.24-2 019.5.24		
B1		10,000		B2		8,300		
B3		10,000		B4		4,300		
A1+B1+C1		10,000		A2+B2+C2		8,300		
A3+B3+C3		10,000		A4+B4+C4		4,300		



2

3

1

			5,000	2015 10 21	2016 04 20		5,000		94.74	94.74	94.74

2015 2016
5,000 11 16 05 16

			14,000	2016 03 22	2016 05 04		14,000		51.13	51.13	51.13	
			1,800	2016 03 30	2016 09 27		1,800		27.22	27.22	27.22	
			4,000	2016 04 25	2016 08 01		4,000		34.37	34.37	34.37	
			1,100	2016 04 27	2016 07 20		1,100		8.61	8.61	8.61	
			19,000	2016 05 17	2016 07 06		19,000		80.68	80.68	80.68	
			18,000	2016 07 12	2016 09 12		18,000		97.85	97.85	97.85	
			5,000	2016 07 28	2016 10 09		5,000		30	30	30	
			5,000	2016 08 04	2016 10 08		5,000		26.71	26.71	26.71	
			18,000	2016 09 22	2016 11 15		18,000		74.56	74.56	74.56	
			10,000	2016	2016		10,000		54.82	54.82	54.82	

				10 12	12 20						
			1,800	2016 10 21	2017 01 18				12.43		0
			125,500	--	--	--	123,700		867.36	854.93	--
											0
				2016 08 13							
)		2016 10 27							
)		2016 12 15							

2

4

1

1

2

--	--	--	--	--	--	--	--	--	--	--	--

1.		
2.		
3.		
4.		
5.		
6.		
7.		
8.		
9.		

3

2

1

2

ISO9001

HACCP

GPS

3

4

1

	327,655,3	75.07%	8,280,000						
	50								

4	{2015}51		
	2016 2 17	180,000	0.04%

2016

	0	0	7,180,000	7,180,000		
59						
	355,350	0	8,624,250	8,979,600	--	--

1

2

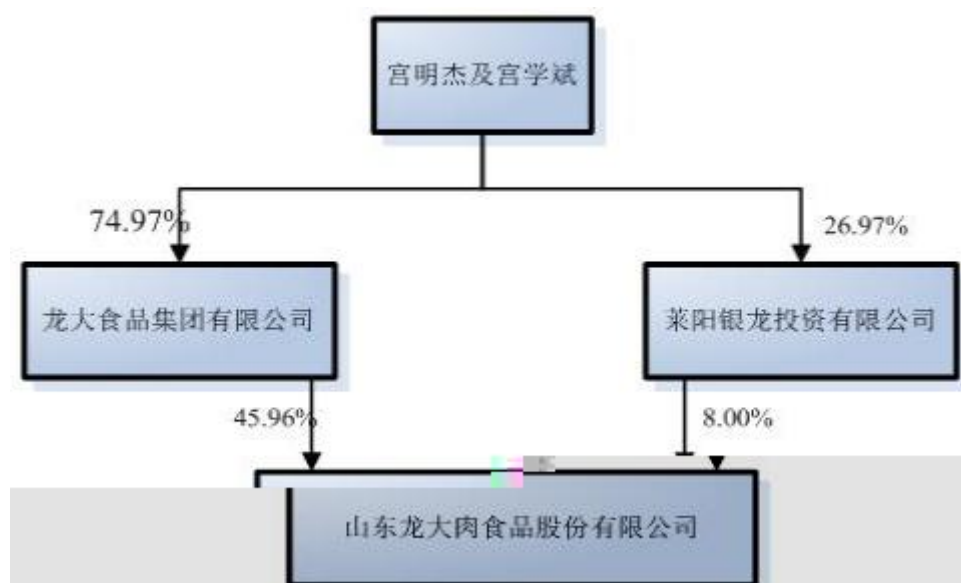
3

1

	20,955		14,062		0		0
				8		8	
		5%		10			
		45.96%	204,400,000		204,400,000		

		19.63%	87,300,000		87,300,000		
		8.00%	35,600,000		35,600,000		
		0.97%	4,305,500		4,305,500		
1		0.75%	3,340,106		3,340,106		
		0.55%	2,443,760		2,443,760		
		0.54%	2,397,000		2,397,000		
		0.49%	2,190,000		2,190,000		
		0.37%	1,633,846		1,633,846		
		0.32%	1,413,600		1,413,600		
10 3							
10							
					4,305,500		4,305,500
	1				3,340,106		3,340,106
					2,443,760		2,443,760
					2,397,000		2,397,000
					2,190,000		2,190,000
					1,633,846		1,633,846
					1,413,600		1,413,600
					1,241,300		1,241,300

	900,185		900,185
	871,888		871,888
10			
10		10	



4 10%

	/			
		1993 09 08	30,000	

5

--	--	--	--	--	--	--	--	--	--	--	--

					2013		2019				
					55 03	17	03 15	373,800	89,000	0	0

					03 17	03 15						
					2013 51 03 17	2019 03 15	0	0	0	400,000	400,000	
					2013 39 03 17	2019 03 15	0	0	0	200,000	200,000	
					2015 49 03 18	2019 03 15	0	0	0	400,000	400,000	
					2015 45 04 10	2019 03 15	0	0	0	0	0	
					2015 47 06 10	2019 03 15	0	0	0	0	0	
					2016 52 03 16	2019 03 15	0	0	0	0	0	
					2016 61 03 16	2019 03 15	0	0	0	0	0	
					2016 52 03 16	2019 03 15	0	0	0	0	0	

2016
34 03 16

			2016 03 16	
			2016 03 16	
			2016 03 16	
			2016 03 16	
			2016 10 17	

			50		0	
			60		0	
			42		0	
			58		2	
			52		2	
			51		0	
			53		5.51	
			42		56.32	
			50		56.32	
			38		36.41	
			49		38.11	
			45		8	
			47		0	
			52		0	
			61		6	
			52		6	
			35		23.09	
			48		0	
	--	--	--	--	304.28	--

				/					/	
		0	0			0	0	600,000	5.86	600,000
		0	0			0	0	500,000	5.86	500,000
		0	0			0	0	200,000	5.86	200,000
		0	0			0	0	400,000	5.86	400,000

		0	0			0	0	400,000	5.86	400,000
	--	0	0	--	--	0	0	2,100,000	--	2,100,000

1

	2,161
	1,396
	3,557
	36,629
	0
	1,898
	1,080
	183
	58
	338
	3,557
	141
	556
	712
	2,148
	3,557

2

3

4

1

1

2


5%

3

4

5

1



		3,429.87	42.20	1.23%		2,160.69	336.96	15.60%
		2,915.78	150.39	5.16%		2,019.66	205.75	10.19%
		41,419.37	906.12	2.19%		13,211.83	861.88	6.52%
		60,033.67	1,531.25	2.55%		26,814.50	1,953.93	7.29%

2016		48,180.37	1,407.76	2.92%	21,386.00	1381.71	6.46%
		60,033.67	1,531.25	2.55%	26,814.50	1,953.93	7.29%

2

2016		168.52		858.49
		76.54		75.10
		5.00		73.30
		4.95		65.38
		-		64.98
		0.94		363.95
		255.95		1,501.20

3

2016		907.74	0.17%		207.45	0.22%
		331.27	0.06%		191.96	0.21%
		199.38	0.04%		144.57	0.16%
		184.5	0.03%		138.86	0.15%
		182.59	0.03%		125.55	0.14%
		1,805.48	0.33%		808.39	0.88%
		4,170.11	0.77%		1,498.37	1.61%

	2016
	4,170.11
	545,004.58
/	0.77%
	5.44
/	0.13%

1

2016		0.03%	2016 03 16	2016 03 17	http://www.cninfo

					.com.cn 2016 2016-014
2015		0.00%	2016 04 21	2016 04 22	http://www.cninfo.com.cn 2015 2016-037
2016		0.00%	2016 05 12	2016 05 13	http://www.cninfo.com.cn 2016 2016-047
2016		0.00%	2016 07 22	2016 07 23	http://www.cninfo.com.cn 2016 2016-070
2016		0.00%	2016 12 14	2016 12 15	http://www.cninfo.com.cn 2016 2016-105

2

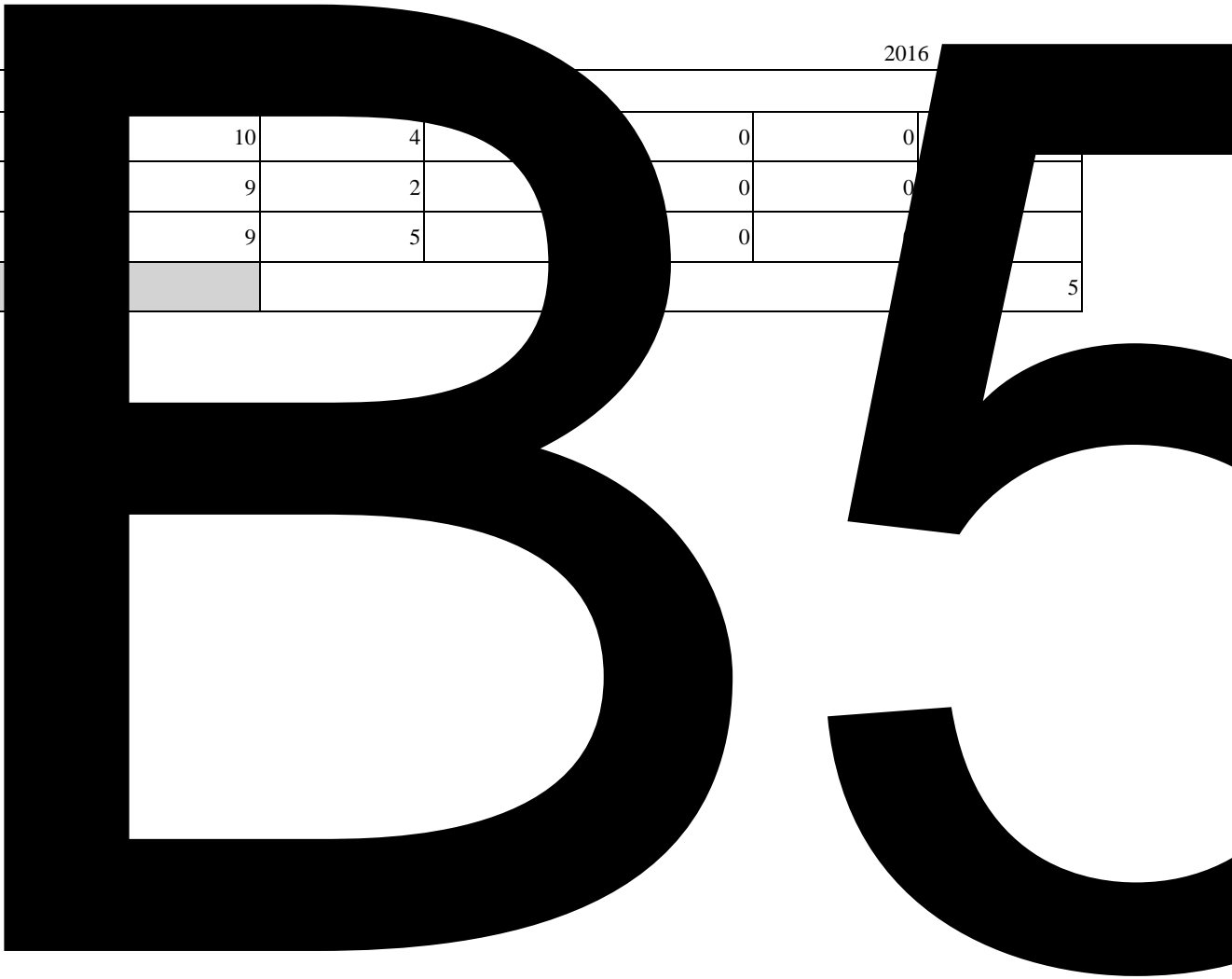
1

	1	0	1	0	0
	1	0	1	0	0

	10	4	0	0	
	9	2	0	0	
	9	5	0		
					5

2


3




1

2

	2017 04 26	
	www.cninfo.com.cn	
		100.00%
		100.00%
	1.	1.



0.5%
5%
0.5%
0.5% 2
0.5%>
0.2% 5%>
2%
0.5%>
0.2% 0.5%>
0.2% 3
< 0.2%
< 2%
< 0.2% <
0.2%



	2017 04 24
	[2017]000742

, 2016

2016 12 31

	820,188,751.81	364,189,280.29
	3,087,003.43	3,000,000.00

	22,541,988.67	23,237,039.61
	37,830,443.86	32,951,184.91
	2,556,140.05	2,949,390.85
	12,973,693.86	298,068.71
	136,662,243.94	109,541,985.27
	727,790,363.66	647,094,094.92
	2,299,083,200.34	1,930,603,778.51
	47,000,000.00	35,000,000.00

	434,656,888.74	285,177,155.76
	17,026,523.03	19,210,123.73
	17,026,523.03	19,210,123.73
	451,683,411.77	304,387,279.49
	444,760,000.00	436,480,000.00
	645,225,143.33	583,400,800.08
	48,520,800.00	
	86,637,207.90	83,112,709.78
	637,937,773.56	443,626,301.52
	1,766,039,324.79	1,546,619,811.38
	81,360,463.78	79,596,687.64
	1,847,399,788.57	1,626,216,499.02
	2,299,083,200.34	1,930,603,778.51

2

	155,898,154.33	78,414,409.81
	3,087,003.43	3,000,000.00
	196,744,495.13	166,359,907.45
	57,318,086.27	18,523,267.35
	3,559,346.18	68,971,663.54
	249,159,908.34	221,071,705.15
		240,000,000.00
	665,766,993.68	796,340,953.30
	1,125,933.57	12,100,000.00
	747,597,626.41	712,597,626.41
	123,296,450.50	110,619,825.44
	2,972,629.24	5,679,919.41
	12,318,227.33	12,721,185.73

	0.00	0.00
	337,157,619.07	419,340,792.06
	444,760,000.00	436,480,000.00
	646,477,360.47	584,653,017.22
	48,520,800.00	
	86,637,207.90	83,112,709.78
	128,336,431.57	149,156,839.11
	1,257,690,199.94	1,253,402,566.11
	1,594,847,819.01	1,672,743,358.17

3

	5,450,045,828.18	4,270,489,896.20
	5,450,045,828.18	4,270,489,896.20
	5,236,761,531.14	4,160,163,090.01
	4,967,577,555.26	3,929,260,331.75
	5,029,519.90	400,593.93

	131,875,579.89	123,592,885.26
	122,792,092.08	110,238,078.66
	-4,228,793.71	-3,523,265.41

3.		
4.		
5.		
6.		
	234,518,146.29	116,240,918.78
	232,754,370.15	115,833,796.32
	1,763,776.14	407,122.46
	0.53	0.27
	0.53	0.27

4

	3,460,603,002.42	2,772,300,277.31
	3,262,913,102.56	2,566,243,163.47
	2,527,073.21	400,514.85
	104,309,133.12	101,081,785.50
	68,975,600.56	54,851,172.99
	-1,728,311.55	-557,066.40
	11,226,853.50	3,451,521.28
	6,847,194.53	5,278,575.34

	19,226,745.55	52,107,760.96
	8,277,817.25	925,962.07
	25,034.08	2,470.81
	1,085,410.63	845,809.51
	888,994.07	355,292.77
	26,419,152.17	52,187,913.52
	8,796,661.60	11,439,658.08
	17,622,490.57	40,748,255.44
1.		
2.		
1.		
2.		

	16,250,012.27	12,698,105.90
	1,261,799,316.40	447,976,681.24
	126,190,846.46	87,028,310.24
	997,000,000.00	580,100,000.00
	1,123,190,846.46	667,128,310.24
	138,608,469.94	-219,151,629.00
	48,520,800.00	28,037,219.16
	47,000,000.00	50,000,000.00
	95,520,800.00	78,037,219.16
	35,000,000.00	45,000,000.00
	36,714,731.27	35,305,094.76
	71,714,731.27	80,305,094.76
	23,806,068.73	-2,267,875.60
	581,937.94	210,341.19
	453,999,471.52	37,424,493.75
	354,189,280.29	316,764,786.54
	808,188,751.81	354,189,280.29

6

	3,803,301,566.95	2,982,280,209.73
		0.00
	30,533,606.56	26,109,156.31
	3,833,835,173.51	3,008,389,366.04
	3,480,513,632.07	2,653,595,436.98
	109,474,621.13	77,601,709.07
	18,668,978.80	16,851,709.37
	102,685,703.95	101,029,921.70
	3,711,342,935.95	2,849,078,777.12
	122,492,237.56	159,310,588.92
	921,000,000.00	430,000,000.00
	6,847,194.53	5,278,575.34

	175,000,000.00	103,000,000.00
	223,520,800.00	103,000,000.00
	34,918,399.99	32,736,000.00
	432,652,000.00	7,500,000.00
	467,570,399.99	40,236,000.00
	-244,049,599.99	62,764,000.00
	18,154.58	
	77,483,744.52	-17,389,150.76
	78,414,409.81	95,803,560.57
	155,898,154.33	78,414,409.81

7

	0,000. 00				,143.33	800.00			207.90		,773.56	463.78	99,788. 57
--	--------------	--	--	--	---------	--------	--	--	--------	--	---------	--------	---------------

	218,24 0,000. 00				801,629 ,978.31				74,963, 058.70		368,678 ,156.28	51,163, 167.79	1,514,6 74,361. 08
	218,24 0,000. 00				801,629 ,978.31				74,963, 058.70		368,678 ,156.28	51,163, 167.79	1,514,6 74,361. 08
	218,24 0,000. 00				-218,22 9,178.2 3				8,149,6 51.08		74,948, 145.24	28,433, 519.85	111,542 ,137.94
											,796.32	.46	,918.78
					10,821. 77							28,026, 397.39	28,037, 219.16
1					10,821. 77							28,026, 397.39	28,037, 219.16

									51.08		651.08		000.00
1									8,149,6 51.08		-8,149,6 51.08		
2													
3											-32,736, 000.00		-32,736, 000.00
4													

	436,480, 000.00				584,653,0 17.22				83,112,70 9.78	149,156 ,839.11	1,253,402 ,566.11
	8,280,00 0.00				61,824,34 3.25	48,520,80 0.00			3,524,498 .12	-20,820, 407.54	4,287,633 .83
										17,622, 490.57	17,622,49 0.57
	8,280,00 0.00				61,824,34 3.25	48,520,80 0.00					21,583,54 3.25
1	8,280,00 0.00				40,240,80 0.00	48,520,80 0.00					
2											
3					21,583,54 3.25						21,583,54 3.25
4											
									3,524,498 .12	-38,442, 898.11	-34,918,3 99.99
1									3,524,498 .12	-3,524,4 98.12	
2										-34,918, 399.99	-34,918,3 99.99
3											
1											
2											
3											
4											

2											
	444,760, 000.00				646,477,3 60.47	48,520,80 0.00			86,637,20 7.90	128,336 ,431.57	1,257,690 ,199.94

	218,240, 000.00										

										000.00	00.00
3											
	218,240,000.00				-218,240,000.00						
1	218,240,000.00				-218,240,000.00						
2											
3											
4											
1											
2											
	436,480,000.00				584,653,017.22				83,112,709.78	149,156,839.11	1,253,402,566.11

:

2017 4 24

2016

12

2

1

33

76

2006 2 15

41

15

2014

2

12

1

2016 12 31

2016

2

1 1 12 31

3

12

4

5

1

2

6

()

()

/

(1)

(2)

(3)

(4)

7

8

9

(1)

(2)

(3)

()

()

10

1

1

2

3

4

5

2

13 -

14 -

3

4

5

6

(1)

(2)

(3)

(4)

(5)

(6)

(7)

(8)

50%(50%)

12 (12

(9)

)

(

11**1**

	100	500

2

1-3	2.00%	2.00%
4-6	5.00%	5.00%
7-9	8.00%	8.00%
10-12	10.00%	10.00%

1 2	20.00%	20.00%
2 3	50.00%	50.00%
3	100.00%	100.00%

3

12

1

2

3

4

5

13

1

2

14

1

/

(2)

3

15

16

1

2

		20-40	5.00%	2.38-4.75

3

19

1

2

			(%)
	3	0	33.33%

20

23

1

24

1

2

3

1

2

4

- 1
- 2
- 3

25

/ /

1

2

26

1

3

27

28

1.

1

2

3

4

1-3

5

1-3

14

2.

1

2

3

4

1

2

3.

29

1

2

30

/

1

()

()

2

()

/ /

3

31

1

2

32

33

1

2

34

1

		13%
		17%
		7%
		25%
		5% 3%
		3%
		2%

	25%

--	--

1

	304,911.37	17,565.36
	807,649,538.61	354,082,859.62
	12,234,301.83	10,088,855.31
	820,188,751.81	364,189,280.29
	0.00	0.00

	29,359.66	19,579.02
	204,942.17	69,276.29
	12,000,000.00	10,000,000.00
	12,234,301.83	10,088,855.31

2017 5 24

2

1

	3,000,000.00	3,000,000.00
	87,003.43	
	3,087,003.43	3,000,000.00

2

3

4

3

1

	222,635,974.00	100.00%	6,148,891.45	2.76%	216,487,082.55	195,919,720.29	100.00%	7,045,299.26	3.60%	188,874,421.03
	222,635,974.00	100.00%	6,148,891.45	2.76%	216,487,082.55	195,919,720.29	100.00%	7,045,299.26	3.60%	188,874,421.03

1			
1 3	195,951,652.34	3,919,033.04	2.00%
4 6	13,820,529.53	691,026.48	5.00%
7 9	5,821,608.09	465,728.64	8.00%
10 12	3,353,335.17	335,333.52	10.00%
1	218,947,125.13	5,411,121.68	
1 2	3,688,848.87	737,769.77	20.00%
	222,635,974.00	6,148,891.45	

2

0.00

896,407.81

3

4

70,604,684.88

31.71%

2,012,024.51

5

6

4

1

1	48,131,845.34	98.80%	22,467,463.91	94.43%
1 2	103,358.22	0.21%	845,041.23	3.55%
2 3	22,569.60	0.05%		
3	460,405.39	0.94%	479,997.07	2.02%
	48,718,178.55	--	23,792,502.21	--

2

33,640,929.88

69.05%

5

1

	6,044,989.46	100.00%	568,659.74	9.41%	5,476,329.72	6,687,623.79	100.00%	823,051.88	12.31%	5,864,571.91
	6,044,989.46	100.00%	568,659.74	9.41%	5,476,329.72	6,687,623.79	100.00%	823,051.88	12.31%	5,864,571.91

1				
1 3		4,946,872.97	98,937.46	2.00%
4 6		112,217.29	5,610.86	5.00%
7 9		106,000.00	8,480.00	8.00%
10 12		83,284.20	8,328.42	10.00%
1		5,248,374.46	121,356.74	
1 2		251,015.00	50,203.00	20.00%
2 3		297,000.00	148,500.00	50.00%
3		248,600.00	248,600.00	100.00%
		6,044,989.46	568,659.74	

2

0.00

254,392.14

3

4

	2,944,069.27	2,486,831.81
	2,374,505.08	3,583,520.49
	726,415.11	617,271.49
	6,044,989.46	6,687,623.79

5

		760,000.00	1-3	12.57%	15,200.00
		555,000.00	1-3	9.18%	11,100.00
		263,100.00	1-3	4.35%	5,262.00
		250,000.00	1-2 \2-3 \3	4.14%	185,000.00
		111,000.00	1-2 \2-3	1.84%	43,500.00
	--	1,939,100.00	--	32.08%	260,062.00

6

7

8

6

1

	175,174,560.82		175,174,560.82	124,939,328.17	124,939,328.17
	30,623,816.00		30,623,816.00	23,756,384.83	23,756,384.83
	164,345,656.04	7,413,783.12	156,931,872.92	231,396,673.71	3,521,471.88
					227,875,201.83

	96,605,240.88		96,605,240.88	63,217,993.32		63,217,993.32
	466,749,273.74	7,413,783.12	459,335,490.62	443,310,380.03	3,521,471.88	439,788,908.15

4

2

	3,521,471.88	7,413,783.12		3,521,471.88		7,413,783.12

	12,100,000 .00			12,100,000 .00		10,974,066 .43		10,974,066 .43	10.00%	
	12,100,000 .00			12,100,000 .00		10,974,066 .43		10,974,066 .43	--	


9

1

1.	383,621,476.51	258,532,718.84	20,144,001.39	19,415,655.40	13,206,019.62	694,919,871.76
2.	53,357,920.28	46,723,631.62	3,460,864.30	3,193,167.15	5,686,733.79	112,422,317.14
1	5,532,536.81	34,616,301.96	2,596,402.95	3,193,167.15	5,235,641.22	51,174,050.09
2	47,825,383.47	12,107,329.66	864,461.35		451,092.57	61,248,267.05
3						
3.	744,211.34	5,726,666.57	1,782,130.31	2,470,622.07	270,532.08	10,994,162.37
1	744,211.34	5,726,666.57	1,782,130.31	2,470,622.07	270,532.08	10,994,162.37

4.	105,762,942.60	146,205,942.65	16,172,336.88	13,212,194.07	8,942,395.45	290,295,811.65
1.						
2.						
1						
3.						
1						

2



--	--	--	--	--	--	--	--	--	--	--	--

	000.00	42.95	28.93	67.05		4.83					
--	--------	-------	-------	-------	--	------	--	--	--	--	--

3

11

1

1.		30,603,560.24	4,995,564.30		35,599,124.54
2.		14,385,828.11	3,475,293.06		17,861,121.17
(1)			1,885,835.00		1,885,835.00
(2)		14,385,828.11	1,589,458.06		15,975,286.17
3.		14,202,535.30	3,092,198.43		17,294,733.73
(1)		14,202,535.30	3,092,198.43		17,294,733.73
(2)					

1.					
2.					
(1)					
3.					
(1)					
(2)					
4.					
1.		7,163,329.74	5,378,658.93		22,541,988.67
2.		8,241,475.31	4,995,564.30		23,237,039.61

2

12

1

1.				

3.					
1					
4.	43,251,127.91	4,094,607.64			47,345,735.55
1.	5,290,425.53	2,781,972.11			8,072,397.64
2.	866,653.33	576,240.72			1,442,894.05
1	866,653.33	576,240.72			1,442,894.05
3.					
1					
4.	6,157,078.86	3,358,212.83			9,515,291.69
1.					
2.					
1					
3.					
1					
4.					
1.	37,094,049.05	736,394.81			37,830,443.86
2.	32,109,205.81	841,979.10			32,951,184.91

2

13

	2,949,390.85		393,250.80	2,556,140.05
	2,949,390.85		393,250.80	2,556,140.05

14

/

1

	11,845,690.99	2,961,305.11	1,192,871.02	298,068.71
	40,049,555.00	10,012,388.75		
	51,895,245.99	12,973,693.86	1,192,871.02	298,068.71

2

3

		12,973,693.86		298,068.71

4

		2,131,470.56	1,044,391.27

1000 2016 NYH7131 008 2016 NYH7131 020 12 1000

2

2016 12 31

17

	30,000,000.00	20,000,000.00
	30,000,000.00	20,000,000.00

18

1

1	118,154,758.89	93,637,759.34
1	7,511,163.41	13,057,407.09
	125,665,922.30	106,695,166.43

2

1

19

1	79,731,165.83	34,926,577.72
	79,731,165.83	34,926,577.72

20

1

	23,022,637.96	177,484,140.05	173,324,152.66	27,182,625.35
-		12,048,786.63	12,048,786.63	
		20,000.00	20,000.00	
	23,022,637.96	189,552,926.68	185,392,939.29	27,182,625.35

2

1	23,014,707.96	165,508,338.25	161,340,420.86	27,182,625.35
2		4,841,333.01	4,841,333.01	
3		5,279,918.85	5,279,918.85	
		4,408,443.97	4,408,443.97	
		550,149.06	550,149.06	
		321,325.82	321,325.82	
4	7,930.00	1,645,618.70	1,653,548.70	
5		208,931.24	208,931.24	
	23,022,637.96	177,484,140.05	173,324,152.66	27,182,625.35

3

1		11,411,213.94	11,411,213.94	
2		637,572.69	637,572.69	
		12,048,786.63	12,048,786.63	

21

		2,585.94	7.85
		855,077.70	212,288.28

	230,154.25	156,743.95
	182.38	
	429,132.34	322,936.23
	731,989.65	678,737.48
	270,642.50	212,904.47
	130.27	
	25.18	
	2,519,920.21	1,583,618.26

22

	65,129.15	57,895.14
	65,129.15	57,895.14

23

1

	35,995,486.12	30,991,681.15
	32,279,695.93	27,684,046.43
	48,520,800.00	
	5,696,143.85	5,215,532.67
	122,492,125.90	63,891,260.25

2

1

24

	19,210,123.73	477,333.34	2,660,934.04	17,026,523.03

	19,210,123.73	477,333.34	2,660,934.04	17,026,523.03	--
--	---------------	------------	--------------	---------------	----

					/
	2,276,465.86		209,753.64		2,066,712.22
	47,236.25		24,645.00		22,591.25
	320,000.00		20,000.00		300,000.00
	7,046,107.70		1,686,850.32		5,359,257.38
	1,650,000.00		100,000.00		1,550,000.00
	5,677,800.00		322,200.00		5,355,600.00
	810,400.00		71,100.00		739,300.00
	416,463.07		27,495.28		388,967.79
	404,325.70		103,164.11		301,161.59
	535,503.95		1,640.04		533,863.91
			17,535.63		8,285.57
		0,000.00	43,333.42		356,666.58
		7,333.34	33,216.60		44,116.74

	436,480,000.00	8,280,000.00				8,280,000.00	444,760,000.00
--	----------------	--------------	--	--	--	--------------	----------------

26

	583,400,800.08	42,184,800.00	1,944,000.00	623,641,600.08
		21,583,543.25		21,583,543.25
	583,400,800.08	63,768,343.25	1,944,000.00	645,225,143.33

868 5.86 2016 6 13
62 50,864,800.00 ,
8,680,000.00 , 42,184,800.00
40 5.86 2016
12 15 2,344,000.00 , 400,000.00 ,
1,944,000.00

27

		48,520,800.00		48,520,800.00
		48,520,800.00		48,520,800.00

29



32

	41,051,371.19	33,595,995.04
	41,701,127.45	42,844,051.68
	15,312,519.98	14,998,036.95
	7,691,498.92	6,328,885.43
	2,559,479.74	1,642,795.35
	3,157,688.67	2,773,872.46
	696,058.21	791,459.64
	1,872,791.79	2,345,471.92
	582,695.34	1,675,905.19
	17,250,348.60	16,596,411.60
	131,875,579.89	123,592,885.26

33

	30,948,761.55	25,242,365.63
	2,134,797.30	6,029,765.65
	4,301,336.59	

34

	1,803,565.29	2,605,017.08
	5,631,984.20	6,965,277.74
	285,682.11	222,349.93
		614,645.32
	686,056.91	
	-4,228,793.71	-3,523,265.41

35

--	--

	10,456,692.70	8,287,553.44	10,456,692.70
	8,278,628.21	6,470,736.75	8,278,628.21
	5,917,442.22	358,608.45	5,917,442.22
	24,694,563.36	15,131,563.05	24,694,563.36

								/
						209,753.64	209,895.96	
						24,645.00	24,645.00	
						20,000.00	20,000.00	
						1,686,850.32	1,390,166.61	
						100,000.00	100,000.00	

						71,100.00	71,100.00	
						27,495.28	32,257.88	

						322,200.00	322,200.00	
							1,500,000.00	
						17,535.63	29,563.42	
							144,615.38	
							1,000,000.00	
							10,000.00	

						240,000.00	240,000.00	
							50,000.00	
							37,700.00	
						1,070,000.00		
						80,000.00		
						43,333.42		

						8,250.00		
						2,937,540.00		
						33,216.60		
						122,666.66		

						200,000.00		
	--	--	--	--	--	10,456,692.70	8,287,553.44	--

38


	2,097,736.19	2,211,613.17	2,097,736.19
	1,029,689.79	586,397.68	1,029,689.79
	2,600.00		2,600.00
	1,068,046.40	1,625,215.49	1,068,046.40
	309,848.97	551,350.42	309,848.97
	2,410,185.16	2,762,963.59	2,410,185.16

39

1

	16,120,120.98	11,915,401.77
	-6,520,287.90	-182,339.56
	9,599,833.08	11,733,062.21

2



41

1



	808,188,751.81	354,189,280.29
	304,911.37	17,565.36
	807,649,538.61	354,082,859.62
	234,301.83	88,855.31
	808,188,751.81	354,189,280.29

42

	12,000,000.00	
	12,000,000.00	--

3

4

5

1,500

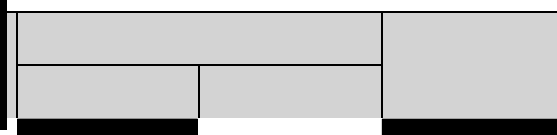
15 12 25

16 3 23

2,000

1

0 67.8200 7.8200 67.82 3846F 67.82 35.22 reW*/P <</Mj0/TT0 9 Tf465.6 313.46 Td467.82 384822 r



100.00%

				100.00%		
				40.00%		
				51.00%		
		129 9 1 1402		65.00%		
				100.00%		

2

3

12

1

	--	--	--	--
	--	--	--	--

2

3

4

5

6

7

8

9

1

			6,796	45.96%	45.96%

1993 7 17
6,796

2016 12 31

18

2

3

--	--

5

1

/

		4,805,441.82			2,931,438.02
		2,207,227.53			1,117,785.25
		10,715,185.12			5,741,772.52
		86,218.80			34,888.04
		781,769.91			119,725.67
		91,637.17			
		68,918.58			62,977.88
	()	376,850.50			134,798.75
		2,454,784.71			
	()	35,273.50			
		777,567.50			
		1,512.82			6,923.08
	()	263,247.49			
		22,681.01			84,140.05
		109,336.50			169,731.00
		418,862.30			653,235.23

		242,029.99			355,893.74
					25,000.00
	()	27,433.77			
	()	18,056.41			
	()	25,874,223.35			4,136,825.82
	()	152,416.29			
	()				694,888.50
	()	5,404.69			11,457.61
	()	82,573.63			
	()	33,191.51			21,234.24
		6,194,149.43			3,129,497.75
					12,820.51
	()				919,415.02
	()				21,369.66
	()				1,052.99
	()				237,660.47
	()				17,507.96
	()	72,838.90			
	()	810,724.65			107,143.02

	()				735.60
	()				321.24
	()				1,323.84
	()	1,146,103.42			
	()	27,478.65			4,666.66
	()	10,238,713.58			
	()				2,543,077.82
		68,141,853.53			23,299,307.94

		72,611.68	62,269.22
			33,699.12
		58,470.93	210,698.46
		70,162.57	97,654.71
		16,172.31	86,922.30
		7,931.62	9,203.54
			53,946.90
			73,769.91
		49,497.92	228,970.46
		9,009.94	18,593.65
			11,268.69
		22,433.51	19,711.64
		4,717.94	
		13,251.04	13,593.00
			44,465.02

		427,872.65	219,580.18
		82,481.14	57,373.59
		272,310.38	386,610.38
		66,500.95	65,779.71
		441,400.86	463,858.48
		448,058.03	340,361.33
		14,721.70	82,097.17
		126,065.56	115,013.21
		56,028.30	57,506.59
		28,683.02	
		55,499.53	66,821.23
			21,630.94
		35,764,133.68	26,237,046.79

2

		289,285.71	300,000.00
		3,428,571.46	3,600,000.00
		435,714.32	450,000.00
		299,145.32	299,145.31
		4,452,716.81	4,649,145.31

2015 1 1

2016 12 31

2015 1 1

2019 12 31

2015 1 1

2019 12 31

3

	22,000,000.00	2017 07 28	2019 07 27	

4

	2,987,584.59	3,167,140.53

5

2016 12 31

6**1**

1

	50,864,800.00
	0.00
	2,344,000.00
	2016 5 30 2016 6 24
	50% 30% 20%

2016 5 30

868

2016

5.86 /

2016 5 30

2016 6 24

2016 10 26

400,000.00

5.86 /

50% 30% 20%

2

	21,583,543.25
	15,428,206.00

3

4

5

1

2

1

2

3

1

2

	71,161,600.00
	71,161,600.00

1

1

	2,975,436.87	1.47%			2,975,436.87					
	199,237,655.07	98.53%	5,468,596.81	2.74%	193,769,058.26	172,911,303.10	100.00%	6,551,395.65	3.79%	166,359,907.45
	202,213,091.94	100.00%	5,468,596.81	2.70%	196,744,495.13	172,911,303.10	100.00%	6,551,395.65	3.79%	166,359,907.45

		2,975,436.87		
		2,975,436.87	--	--

--	--

7-9	4,005,019.40	320,401.55	8.00%
10-12	3,353,335.17	335,333.52	10.00%
1	195,548,806.20	4,730,827.04	
1 2	3,688,848.87	737,769.77	20.00%
	199,237,655.07	5,468,596.81	

2

1,082,798.84

3

4

63,142,941.57

31.23%

1,671,616.84

2

1

						63,760,000.00	91.38%			63,760,000.00
	4,057,434.77	100.00%	498,088.59	12.28%	3,559,346.18	6,012,637.08	8.62%	800,973.54	13.32%	5,211,663.54
	4,057,434.77	100.00%	498,088.59	12.28%	3,559,346.18	69,772,637.08	100.00%	800,973.54	1.15%	68,971,663.54

1			
1-3	3,106,650.28	62,133.01	2.00%
4-6	100,007.29	5,000.36	5.00%
7-9	94,000.00	7,520.00	8.00%
10-12	55,002.20	5,500.22	10.00%
1	3,355,659.77	80,153.59	
1 2	189,175.00	37,835.00	20.00%
2 3	265,000.00	132,500.00	50.00%
3	247,600.00	247,600.00	100.00%
	4,057,434.77	498,088.59	

2

302,884.95

3

4

		63,760,000.00
	2,618,979.95	2,213,121.40

	953,673.08	3,394,840.49
	484,781.74	404,675.19
	4,057,434.77	69,772,637.08

5

	263,100.00	1-3		6.49%	5,262.00
	250,000.00	1-2 \ 2-3 \ 3		6.16%	185,000.00
	100,000.00	7-9 \ 10-12		2.47%	9,000.00

100,000.00 1-

	100,344,000.00			100,344,000.00		
	6,263,038.91			6,263,038.91		
	2,014,112.00			2,014,112.00		
	20,000,000.00			20,000,000.00		
	8,000,000.00			8,000,000.00		
	13,000,000.00			13,000,000.00		
	9,384,000.00			9,384,000.00		
		15,000,000.00		15,000,000.00		
		20,000,000.00		20,000,000.00		
	712,597,626.41	35,000,000.00		747,597,626.41		

4

	3,444,688,669.75	3,257,163,648.48	2,756,454,940.36	2,560,369,071.11
	15,914,332.67	5,749,454.08	15,845,336.95	5,874,092.36
	3,460,603,002.42	3,262,913,102.56	2,772,300,277.31	

5

--	--	--

1

	6,222,692.25	
	10,456,692.70	
	8,549,304.13	
	5,604,993.25	
	3,581,601.03	
	573,387.12	
	26,678,694.18	--

1

1

2

		/

3

4

2016